

Disposable En Core® Sampler



En Novative Technologies, Inc.

1795 Industrial Drive

Green Bay, WI 54302

Phone: 920-465-3960 • Fax: 920-465-3963

Toll Free: 888-411-0757

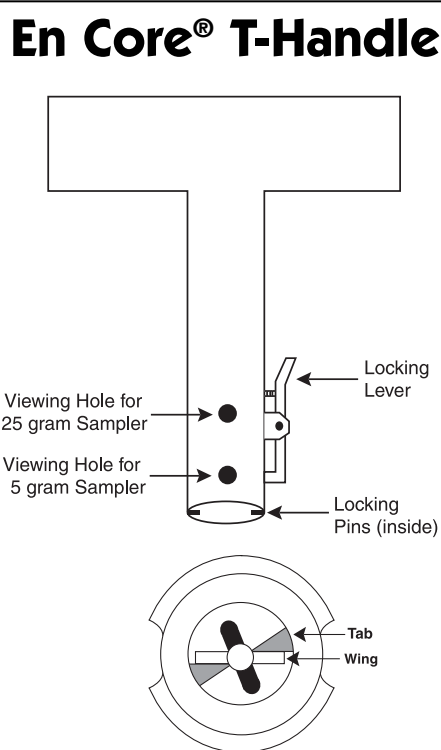
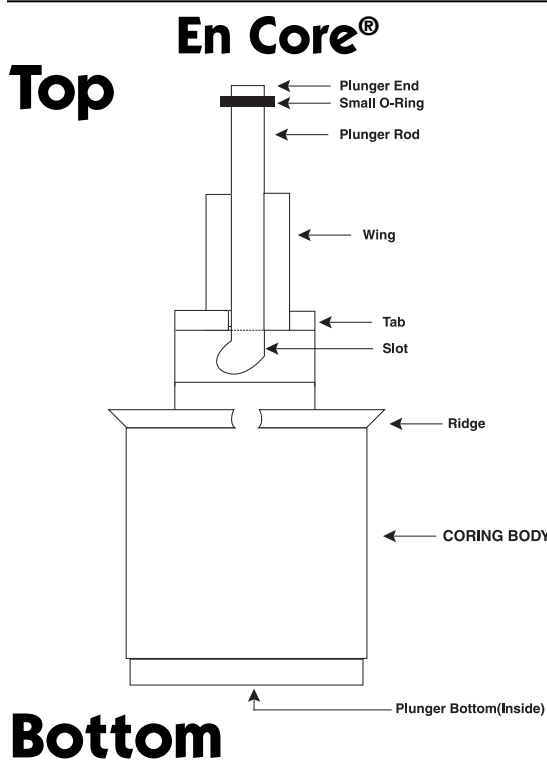
www.ennovativetech.com

Sampling Procedures

NOTE:

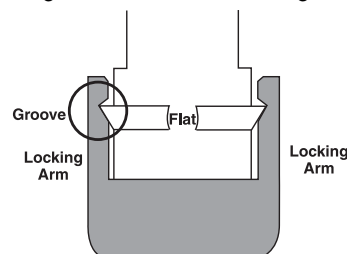
1. En Core® Sampler is a SINGLE USE device. It cannot be cleaned and/or reused.
2. En Core® Sampler is designed to store soil. Do not use En Core Sampler to store solvent or free product!
3. En Core® Sampler must be used with En Core® T-Handle and/or En Core® Extrusion Tool exclusively. (These items are sold separately.)

Using The En Core® T-Handle



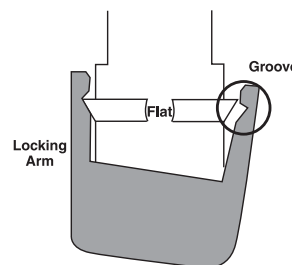
Sampler Correctly Capped

(Locking arm grooves seated over coring body ridge.)



Sampler Incorrectly Capped

(Cap appears crooked; locking arm grooves not fully seated over coring body ridge.)



BEFORE TAKING SAMPLE:

1. Hold **coring body** and push **plunger rod** down until **small o-ring** rests against **tabs**. This will assure that plunger moves freely.

2. Depress **locking lever** on En Core T-Handle. Place coring body, **plunger end first**, into open end of T-Handle, *aligning the (2) slots on the coring body with the (2) locking pins in the T-Handle*. Twist coring body clockwise to lock pins in slots. Check to ensure Sampler is locked in place. Sampler is ready for use.

TAKING SAMPLE:

3. Turn T-Handle with T-up and coring body down. This positions plunger bottom flush with bottom of coring body (ensure that plunger bottom is in position). Using T-Handle, push Sampler into soil until coring body is completely full. When full, small o-ring will be centered in T-Handle **viewing hole**. Remove Sampler from soil. Wipe excess soil from coring body exterior.

4. Cap coring body while it is still on T-handle. Push cap over **flat** area of **ridge** and twist to lock **cap** in place. **CAP MUST BE SEATED TO SEAL SAMPLER (see diagram).**

PREPARING SAMPLER FOR SHIPMENT:

5. Remove the capped Sampler by depressing locking lever on T-Handle while twisting and pulling Sampler from T-Handle.

6. Lock plunger by rotating extended plunger rod fully counter-clockwise until **wings** rest firmly against tabs (see plunger diagram).

7. Attach completed tear-off label (from En Core Sampler bag) to cap on coring body.

8. Return full En Core Sampler to zipper bag. Seal bag and put on ice.

Disposable En Core® Sampler

EXTRUSION PROCEDURES



TTT Environmental
Instruments and Supplies

*The preferred source for instrument
Rentals, Sales, Service and Supplies!*

4201 B Street
Anchorage, AK 99503
(907) 770-9041
www.tttenviro.com

25420 74th Avenue S.
Kent, WA 98032
(253) 373-9041
info@tttenviro.com

USING THE En Core® EXTRUSION TOOL

CAUTION! Always use the Extrusion Tool to extrude soil from the En Core Sampler. If the Extrusion Tool is not used, the Sampler may fragment, causing injury.

1. To attach En Core Sampler to En Core Extrusion Tool: Depress locking lever on Extrusion Tool and place Sampler, plunger end first, into open end of Extrusion Tool, aligning slots on coring body with pins in Extrusion Tool. Turn coring body clockwise until it locks into place. Release locking lever.

2. Rotate and gently push Extrusion Tool plunger knob clockwise until plunger slides over wings of coring body. (When properly positioned plunger will not rotate further.)

3. Hold Extrusion Tool with capped Sampler pointed upward so soil does not fall out when cap is removed. Remove cap from Sampler by rotating cap until locking arms are aligned with the flat area of ridge and pull cap off. To release soil core push down on plunger knob of En Core Extrusion Tool. Remove and properly dispose of En Core Sampler.

Warranty and Disclaimers

IMPORTANT: FAILURE TO USE THE EN CORE® SAMPLER IN COMPLIANCE WITH THE WRITTEN INSTRUCTIONS PROVIDED HEREIN VOIDS ALL EXPRESS AND IMPLIED WARRANTIES, INCLUDING WARRANTY OF MERCHANTABILITY AND FITNESS FOR A PARTICULAR PURPOSE.

PRINCIPLE OF USE. The En Core Sampler Cartridge System is a volumetric sampling system designed to collect, store and deliver a soil sample. The En Core Sampler comes in two sizes for sample volumes of approximately 25 or 5 grams. There are four components: the cartridge with a movable plunger; a cap with two locking arms; a T-handle (purchased separately); and an extrusion handle (purchased separately). NOTE: The En Core Sampler is designed to store soil. It is not designed to store solvent or free product.

The soil is stored in a sealed headspace-free state. The seals are achieved by three special Viton® * o-rings, two located on the plunger and one on the cap of the Sampler. At no time and under no condition should these o-rings be removed or disturbed.

QUALITY CONTROL. The cartridge is sealed in an airtight package to prevent contamination prior to use. Due to the stringent quality control requirements associated with the use of this system, the disposable cartridge is designed to be used only once.

WARRANTY. En Novative Technologies, Inc. ("En Novative Technologies") warrants that the En Core Sampler shall perform consistent with the research conducted under En Novative Technologies' approval, within thirty (30) days from the date of delivery, provided that the Customer gives En Novative Technologies prompt notice of any defect or failure to perform and satisfactory proof thereof. THIS WARRANTY DOES NOT APPLY TO THE FOLLOWING, AS SOLELY DETERMINED BY EN NOVATIVE TECHNOLOGIES: (a) Damage caused by accident, abuse, mishandling or dropping; (b) Samplers that have been opened, taken apart or mishandled; (c) Samplers not used in accordance with the directions; and (d) Damages exceeding the cost of the sampler. Seller warrants that all En Core Samplers shall be free from defects in title. THE FOREGOING WARRANTIES ARE IN LIEU OF ALL OTHER WARRANTIES, WHETHER ORAL, WRITTEN, EXPRESSED, IMPLIED OR STATUTORY, INCLUDING ANY INFORMATION PROVIDED BY SALES REPRESENTATIVES OR IN MARKETING LITERATURE. IMPLIED WARRANTIES OF FITNESS AND MERCHANTABILITY SHALL NOT APPLY. En Novative Technologies' warranty obligations and Customer's remedies, except as to title, are solely and exclusively as stated herein.

LIMITATION OF LIABILITY. IN NO EVENT SHALL EN NOVATIVE TECHNOLOGIES

BE LIABLE FOR ANTICIPATED PROFITS, INCIDENTAL, SPECIAL OR CONSEQUENTIAL DAMAGES, INCLUDING, BUT NOT LIMITED TO, DAMAGES FOR LOSS OF REVENUE, DOWN TIME, REMEDIATION ACTIVITIES, REMOBILIZATION OR RESAMPLING, COST OF CAPITAL, SERVICE INTERRUPTION OR FAILURE OF SUPPLY, LIABILITY OF CUSTOMER TO A THIRD PARTY, OR FOR LABOR, OVERHEAD, TRANSPORTATION, SUBSTITUTE SUPPLY SOURCES OR ANY OTHER EXPENSE, DAMAGE OR LOSS, INCLUDING PERSONAL INJURY OR PROPERTY DAMAGE. En Novative Technologies' liability on any claim of any kind shall be replacement of the En Core Sampler or refund of the purchase price. En Novative Technologies shall not be liable for penalties of any description whatsoever. In the event the En Core Sampler will be utilized by Customer on behalf of a third party, such third party shall not occupy the position of a third-party beneficiary of the obligation or warranty provided by En Novative Technologies, and no such third party shall have the right to enforce same. All claims must be brought within one (1) year of shipment, regardless of their nature.



En Novative Technologies, Inc.

1795 Industrial Drive
Green Bay, WI 54302

Phone: 920-465-3960 • Fax: 920-465-3963

Toll Free: 888-411-0757

www.ennovativetech.com

The En Core™ Sampler is covered by One or More of the Following U.S. Patents: 5,343,771; 5,505,098; 5,517,868; 5,522,271. Other U.S. and Foreign Patents Pending.

* Viton® is a registered trademark of DuPont Dow Elastomers.